

বাজেট প্রকাশন নং ৯  
Budget Publication No. 9



सत्यमेव जयते

পশ্চিমবঙ্গ সরকার

Government of West Bengal

এক নজরে বাজেট

BUDGET AT A GLANCE

2026 - 2027

June, 2026

অর্থ বিভাগ

Finance Department

This Budget Publication : “Budget at a Glance” presents a broad overview of the Budget of West Bengal for the year 2026-2027. It provides important figures, an analysis of the receipts and expenditure, sectoral composition of the expenditure, etc.

The document also provides an insight into the macro-economic scenario of the State with the support of statistical tables and graphs etc.



# *Contents*

	Statement	Page No.
<b>A.</b>	<b>Statement – I</b>	
	Budget at a Glance (Receipt) ... ..	01
	Budget at a Glance (Expenditure) ... ..	02
	Graphical Representation ... ..	03-04
<b>B.</b>	<b>Statement – II</b>	
	Details of Revenue Receipt ... ..	05
	Graphical Representation ... ..	06-07
<b>C.</b>	<b>Statement – III</b>	
	Details of Capital Receipt ... ..	08
<b>D.</b>	<b>Statement – IV</b>	
	Details of Revenue Expenditure ... ..	09
	Graphical Representation ... ..	10-12
<b>E.</b>	<b>Statement – V</b>	
	Details of Capital Expenditure ... ..	13
	Graphical Representation ... ..	14-16
<b>F.</b>	<b>Statement – VI</b>	
	Outlays for Sector/Heads of Development ... ..	17
	Graphical Representation ... ..	18
<b>G.</b>	<b>Statement – VII</b>	
	Details of Provisions under State Development Schemes (including Central Assistance and Centrally Sponsored Schemes through SNA-SPARSH: Central & State Share) and Central Sector Schemes ... ..	19
<b>H.</b>	<b>Statement – VIII</b>	
	Outlays for State Development Schemes / State Development Schemes (Central Assistance) / State Development Schemes (Centrally Sponsored Schemes through SNA-SPARSH: Central & State Share) / Central Sector Scheme by Sectors / Heads of Development ... ..	20-21
<b>I.</b>	<b>Statement – IX</b>	
	Resources Transferred to State by the Union Government ... ..	22
<b>J.</b>	<b>Statement – X</b>	
	Statement of Gross Expenditure and Net Amount of Expenditure ... .. During 2026-2027	23-24
<b>K.</b>	<b>Statement – XI</b>	
	Department wise Budget Estimate 2026-2027 (NET) ... ..	25-26
<b>L.</b>	<b>Statement – XII</b>	
	Key Indicators ... ..	27



**Statement - I****Budget at a Glance (Receipt)***(Rupees in crores)*

	2024-2025 Actuals	2025-2026 Budget	2025-2026 Revised	2026-2027 Budget
<b>REVENUE RECEIPTS</b>				
State Tax Revenue	97,993.56	1,12,543.80	1,11,737.13	1,30,669.68
Non Tax Revenue	3,688.40	9,360.41	3,795.10	8,302.71
State Share of Union Taxes and Duties	96,812.42	1,06,998.64	1,07,265.82	1,10,119.27
Grants-in-aid from Central Govt.	15,205.17	37,157.57	22,068.85	71,393.19
<b>Total</b>	<b>2,13,699.56</b>	<b>2,66,060.42</b>	<b>2,44,866.90</b>	<b>3,20,484.85</b>
Additional Resources Mobilization Under Tax Revenue	...	...	...	
<b>Total-Revenue Receipt</b>	<b>2,13,699.56</b>	<b>2,66,060.42</b>	<b>2,44,866.90</b>	<b>3,20,484.85</b>
<b>CAPITAL RECEIPTS</b>				
Loan Recoveries	127.89	2,223.63	256.22	1,262.55
Market Loans	76,499.88	81,972.33	80,000.00	80,444.55
Miscellaneous Capital Receipts	...	...	...	...
Loans & Advances from Central Government	12,490.35	10,860.00	11,360.00	12,040.00
Loans from Other Sources	1,664.58	2,939.40	2,483.96	2,903.41
Net of Public Account and Contingency Fund	2,703.32	10,135.31	7,694.53	11,637.93
<b>Total-Capital Receipts</b>	<b>93,486.02</b>	<b>1,08,130.67</b>	<b>1,01,794.71</b>	<b>1,08,288.44</b>
<b>Total-Receipts</b>	<b>3,07,185.58</b>	<b>3,74,191.09</b>	<b>3,46,661.61</b>	<b>4,28,773.29</b>

**Exclusive of Ways and Means Advances from Reserve Bank of India****Budget at a Glance**

**Statement - I****Budget at a Glance (Expenditure)***(Rupees in crores)*

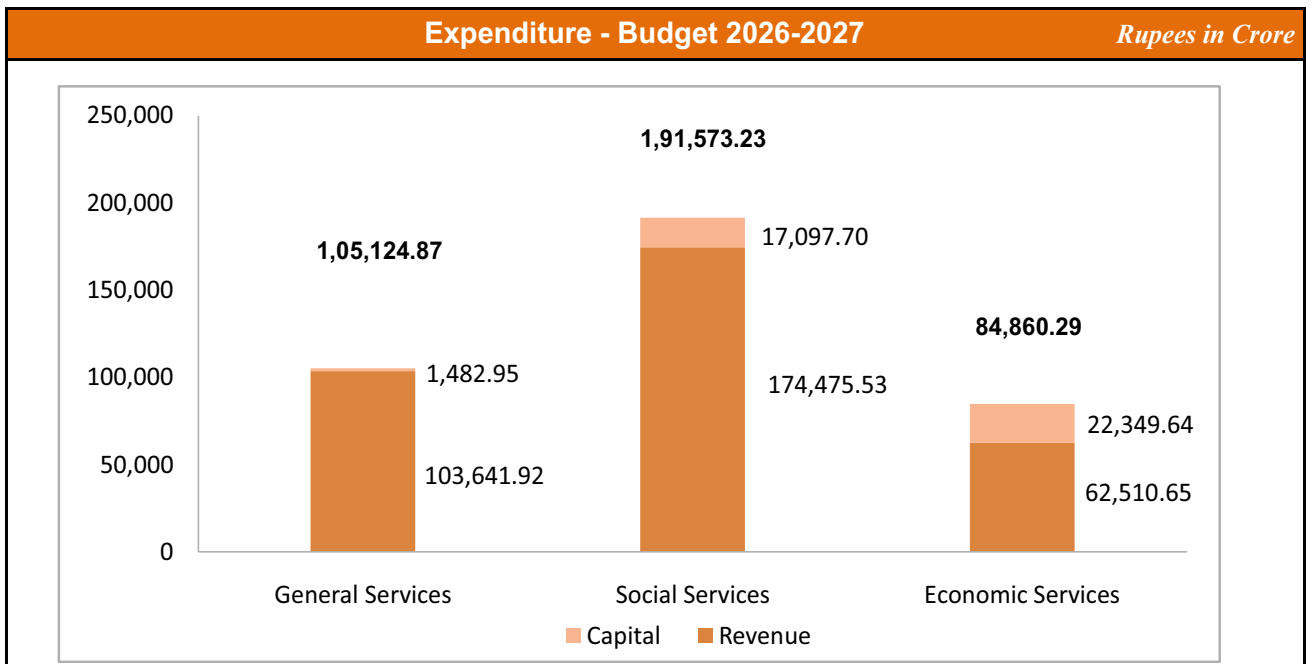
	2024-2025 Actuals	2025-2026 Budget	2025-2026 Revised	2026-2027 Budget
<b>REVENUE EXPENDITURE</b>				
General Services	90,384.45	94,770.28	94,966.33	1,03,641.92
Social Services	1,25,820.90	1,58,879.69	1,47,585.96	1,74,475.53
Economic Services	36,676.59	46,281.48	42,595.94	62,510.65
Other Expenditure	545.05	1,443.93	882.72	1,841.16
<b>Total</b>	<b>2,53,427.00</b>	<b>3,01,375.37</b>	<b>2,86,030.95</b>	<b>3,42,469.26</b>
Expenditure for Additional Outlay	...	...	...	...
<b>Total-Revenue Expenditure</b>	<b>2,53,427.00</b>	<b>3,01,375.37</b>	<b>2,86,030.95</b>	<b>3,42,469.26</b>
Revenue Surplus / Deficit	<b>-39,727.44</b>	<b>-35,314.95</b>	<b>-41,164.05</b>	<b>-21,984.41</b>
<b>CAPITAL EXPENDITURE</b>				
General Services	730.69	1,441.15	1,170.72	1,482.95
Social Services	9,162.13	19,724.72	7,934.99	17,097.70
Economic Services	11,728.61	18,171.88	17,332.83	22,349.64
Loans and Advances	703.25	748.90	427.60	769.21
Repayment of Loans to Central Govt. and Others	31,464.66	32,732.08	33,795.10	44,606.53
Transfer to Contingency Fund	...	...	...	...
<b>Total</b>	<b>53,789.35</b>	<b>72,818.72</b>	<b>60,661.24</b>	<b>86,306.03</b>
Expenditure for New Programme / Additional Outlay	...	...	...	...
<b>Total Capital Expenditure</b>	<b>53,789.35</b>	<b>72,818.72</b>	<b>60,661.24</b>	<b>86,306.03</b>
<b>Total Expenditure</b>	<b>3,07,216.35</b>	<b>3,74,194.09</b>	<b>3,46,692.19</b>	<b>4,28,775.29</b>
Overall Surplus/Deficit excluding Opening Balance	-30.77	-3.00	-30.58	-2.00

**Exclusive of Ways and Means Advances from Reserve Bank of India****Budget at a Glance**

## Statement - I

### Expenditure at a Glance

TABLE - 1				<i>Rupees in Crore</i>
Budget 2026-2027				
	Revenue	Capital	Total	
General Services	103,641.92	1,482.95	105,124.87	
Social Services	174,475.53	17,097.70	191,573.23	
Economic Services	62,510.65	22,349.64	84,860.29	

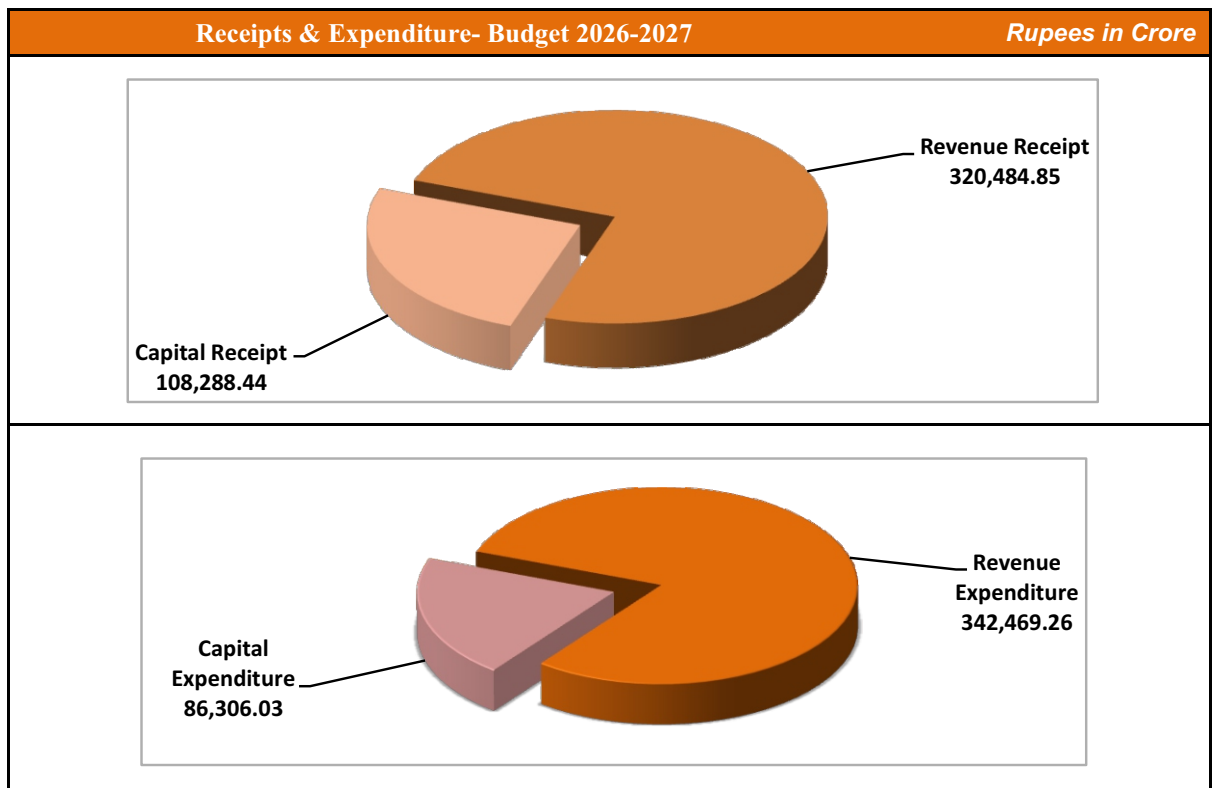


### Budget at a Glance

**Statement - I**

**Receipt & Expenditure at a Glance**

<b>TABLE - 2</b>		<i>Rupees in Crore</i>
<b>Receipt</b>		<b>Budget 2026-2027</b>
Revenue Receipt		320,484.85
Capital Receipt		108,288.44
<b>Total</b>		<b>428,773.29</b>
<b>Expenditure</b>		<b>Budget 2026-2027</b>
Revenue Expenditure		342,469.26
Capital Expenditure		86,306.03
<b>Total</b>		<b>428,775.29</b>



**Budget at a Glance**

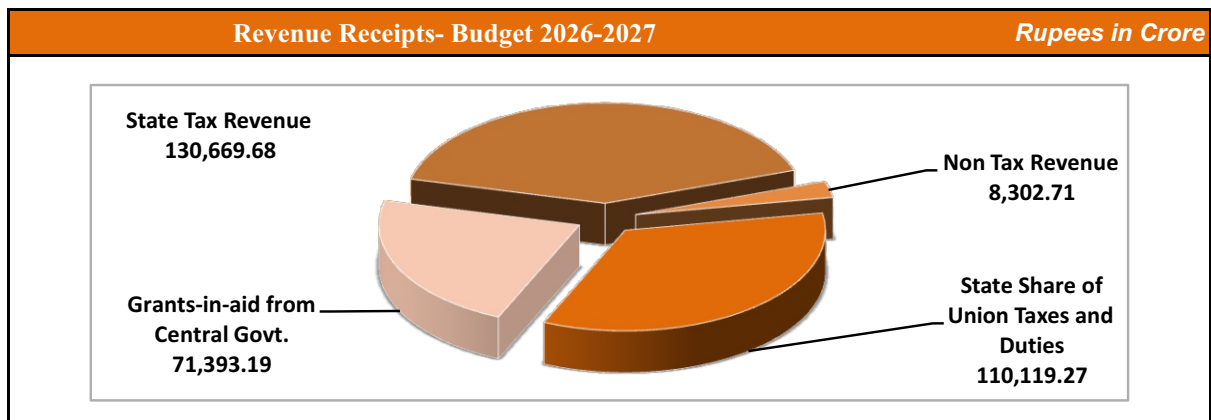
**Statement - II****Details of Revenue Receipt***(Rupees in crores)*

	2024-2025 Actuals	2025-2026 Budget	2025-2026 Revised	2026-2027 Budget
<b>A. State Tax Revenue</b>				
State Goods and Services Tax (SGST)	45,224.24	49,771.99	53,829.37	61,535.00
Taxes on Agricultural Income	...	0.01	...	...
Other Taxes on Income and Expenditure	813.77	889.95	865.85	1,101.35
Land Revenue	3,526.20	5,011.50	3,861.16	4,928.45
Stamps and Registration Fees	8,510.88	10,099.71	9,002.05	11,109.99
Taxes on immovable property other than Agricultural Land	...	...	...	...
State Excise	19,521.07	22,550.33	22,223.16	24,922.40
Sales Tax	12,346.02	13,905.00	13,020.62	16,421.28
Taxes on Vehicles	4,032.66	5,824.00	4,548.76	5,080.99
Taxes on Goods and Passengers	0.35	309.00	15.18	50.21
Taxes and Duties on Electricity	3,400.14	3,500.70	3,695.26	4,786.48
Other Taxes and Duties on Commodities and Services	618.23	681.62	675.72	733.53
<b>Total A. State Tax Revenue</b>	<b>97,993.56</b>	<b>1,12,543.80</b>	<b>1,11,737.13</b>	<b>1,30,669.68</b>
<b>B. Non Tax Revenue</b>				
Interest Receipts	366.26	4,626.27	383.09	720.97
Dividends and Profits	239.66	503.08	350.68	1,177.06
Other Non-Tax Revenue	3,082.48	4,231.06	3,061.33	6,404.68
<b>Total B. Non Tax Revenue</b>	<b>3,688.40</b>	<b>9,360.41</b>	<b>3,795.10</b>	<b>8,302.71</b>
<b>C. State's Share of Union Taxes and Duties</b>				
Central Goods and Services Tax (CGST)	28,275.13	32,199.65	31,328.84	30,117.56
Corporation Tax	27,471.08	31,711.49	30,437.96	32,325.73
Taxes on Income other than Corporation Tax	35,033.86	38,043.78	38,817.52	39,188.50
Other Taxes on Income and Expenditure	...	...	...	...
Taxes on Wealth	...	...	...	...
Customs	4,925.44	3,997.53	5,457.38	5,875.20
Union Excise Duties	947.99	917.31	1,050.37	2,502.83
Service Tax	3.11	3.48	3.45	...
Other Taxes and Duties on Commodities and Services	155.81	125.40	170.30	109.45
<b>Total C. State's Share of Union Taxes and Duties</b>	<b>96,812.42</b>	<b>1,06,998.64</b>	<b>1,07,265.82</b>	<b>1,10,119.27</b>
<b>D. Grants-in aid Central Government</b>	<b>15,205.17</b>	<b>37,157.57</b>	<b>22,068.85</b>	<b>71,393.19</b>
<b>Total Revenue Receipt</b>	<b>2,13,699.55</b>	<b>2,66,060.42</b>	<b>2,44,866.90</b>	<b>3,20,484.85</b>

**Budget at a Glance**

### Revenue Receipts

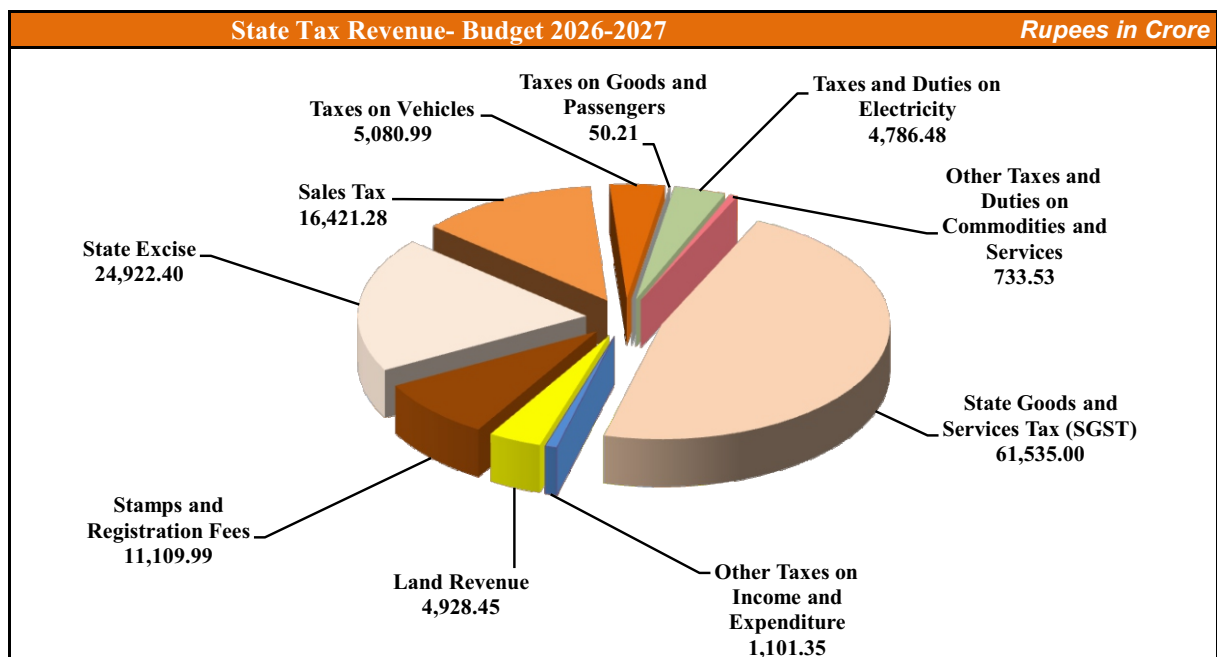
<b>TABLE - 3</b>		<i>Rupees in Crore</i>
<b>Revenue Receipts</b>		<b>Budget 2026-2027</b>
State Tax Revenue		130,669.68
Non Tax Revenue		8,302.71
State Share of Union Taxes and Duties		110,119.27
Grants-in-aid from Central Govt.		71,393.19
<b>Total</b>		<b>320,484.85</b>



## Statement - II

### Details of State Tax Revenue

TABLE - 4		Rupees in Crore
State Tax Revenue		Budget 2026-2027
State Goods and Services Tax (SGST)		61,535.00
Other Taxes on Income and Expenditure		1,101.35
Land Revenue		4,928.45
Stamps and Registration Fees		11,109.99
State Excise		24,922.40
Sales Tax		16,421.28
Taxes on Vehicles		5,080.99
Taxes on Goods and Passengers		50.21
Taxes and Duties on Electricity		4,786.48
Other Taxes and Duties on Commodities and Services		733.53
<b>Total</b>		<b>130,669.68</b>



### Budget at a Glance

**Statement - III****Details of Capital Receipt***(Rupees in crores)*

	2024-2025 Actuals	2025-2026 Budget	2025-2026 Revised	2026-2027 Budget
<b>1. Market Loans</b>	76,499.88	81,972.33	80,000.00	80,444.55
<b>2. Miscellaneous Capital Receipts</b>	...	...	...	...
<b>3. Loans from Central Government</b>	12,490.35	10,860.00	11,360.00	12,040.00
<b>4. Loans from Other Sources</b>	1,664.58	2,939.40	2,483.96	2,903.41
<b>5. Recovery of Loans and Advances</b>	127.89	2,223.63	256.22	1,262.55
<b>6. Other Receipts</b>				
i. Provident Funds and Insurance Funds (Net)	3,834.23	4,603.29	3,748.66	4,022.89
ii. Other Deposit and Advances (Net)	-1,130.92	5,532.03	3,945.87	7,615.04
Total-6. Other Receipts	2,703.31	10,135.32	7,694.53	11,637.93
<b>Total Capital Receipt</b>	<b>93,486.01</b>	<b>1,08,130.68</b>	<b>1,01,794.71</b>	<b>1,08,288.44</b>

**Budget at a Glance**

## Statement - IV

### Details of Revenue Expenditure

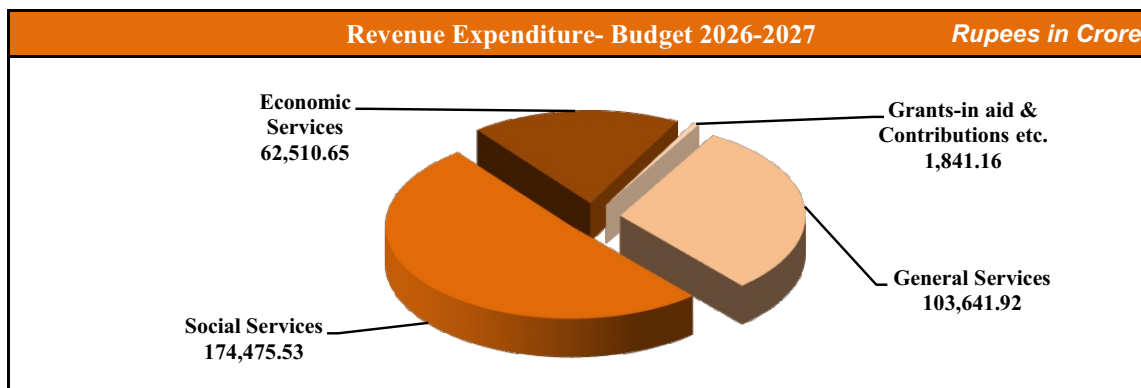
(Rupees in crores)

	2024-2025 Actuals	2025-2026 Budget	2025-2026 Revised	2026-2027 Budget
<b>1. General Services</b>				
Organs of State	2,640.76	2,394.23	2,712.48	3,376.28
Fiscal Services	1,575.39	1,870.15	1,760.49	2,135.52
Interest payment and servicing of Debt	46,005.66	48,978.42	49,853.89	53,283.98
Administrative Services	14,011.17	15,322.37	14,852.77	17,621.74
Pensions and Miscellaneous General Services	26,151.47	26,205.11	25,786.70	27,224.40
Total: General Services	90,384.45	94,770.28	94,966.33	1,03,641.92
<b>2. Social Services</b>	1,25,820.90	1,58,879.69	1,47,585.96	1,74,475.53
<b>3. Economic Services</b>				
Agriculture and Allied Activities and Rural Development & Special Areas Programme	28,004.52	37,430.78	30,643.42	47,353.84
Irrigation & Flood Control	1,480.43	2,112.49	1,646.90	2,252.14
Energy	3,546.88	1,913.91	4,561.13	2,992.42
Industry & Minerals	510.11	1,112.76	621.13	2,332.45
Transport	2,200.90	2,675.68	4,267.24	5,842.94
Communications	...	2.85	1.00	1.20
Science, Technology and Environment	49.56	154.60	118.91	189.47
General Economic Services	884.19	878.41	736.21	1,546.19
Total: Economic Services	36,676.59	46,281.48	42,595.94	62,510.65
<b>4. Grants-in-aid and Contributions etc.</b>				
Compensation & Assignments to Local Bodies & Panchayati Raj Institutions	545.05	1,443.93	882.72	1,841.16
<b>Total Revenue Expenditure</b>	<b>2,53,426.99</b>	<b>3,01,375.38</b>	<b>2,86,030.95</b>	<b>3,42,469.26</b>

### Budget at a Glance

**Details of Revenue Expenditure**

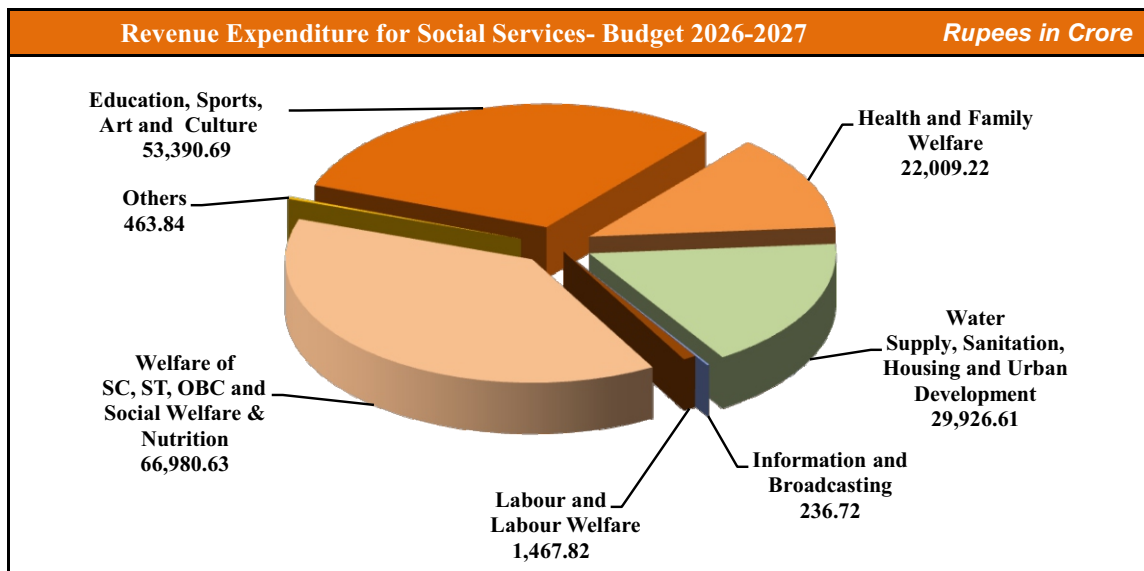
<b>TABLE - 5</b>		<b>Rupees in Crore</b>
<b>Revenue Expenditure</b>	<b>Budget 2026-2027</b>	
General Services	103,641.92	
Social Services	174,475.53	
Economic Services	62,510.65	
Grants-in aid & Contributions etc.	1,841.16	
<b>Total</b>	<b>342,469.26</b>	



## Statement - IV

### Details of Revenue Expenditure for Social Services

<b>TABLE - 6</b>	<b>Rupees in Crore</b>
<b>Revenue Expenditure for Social Services</b>	<b>Budget 2026-2027</b>
Education, Sports, Art and Culture	53,390.69
Health and Family Welfare	22,009.22
Water Supply, Sanitation, Housing and Urban Development	29,926.61
Information and Broadcasting	236.72
Labour and Labour Welfare	1,467.82
Welfare of SC, ST, OBC and Social Welfare & Nutrition	66,980.63
Others	463.84
<b>Total</b>	<b>174,475.53</b>

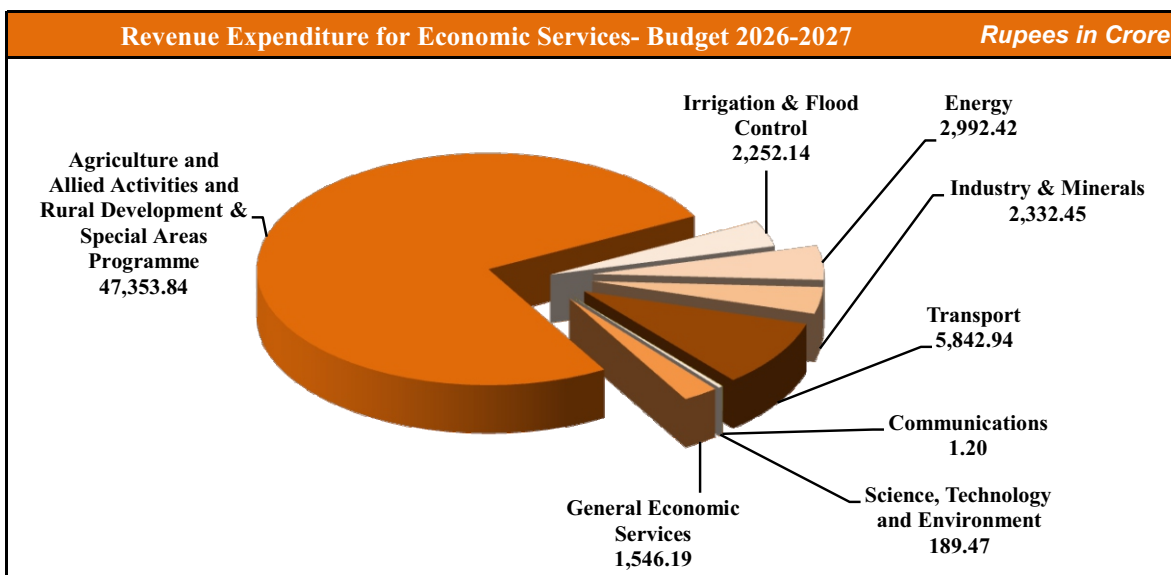


### Budget at a Glance

## Statement - IV

### Details of Revenue Expenditure for Economic Services

<b>TABLE - 7</b>		<b>Rupees in Crore</b>
<b>Revenue Expenditure for Economic Services</b>		<b>Budget 2026-2027</b>
Agriculture and Allied Activities and Rural Development & Special Areas Programme		47,353.84
Irrigation & Flood Control		2,252.14
Energy		2,992.42
Industry & Minerals		2,332.45
Transport		5,842.94
Communications		1.20
Science, Technology and Environment		189.47
General Economic Services		1,546.19
<b>Total</b>		<b>62,510.65</b>



### Budget at a Glance

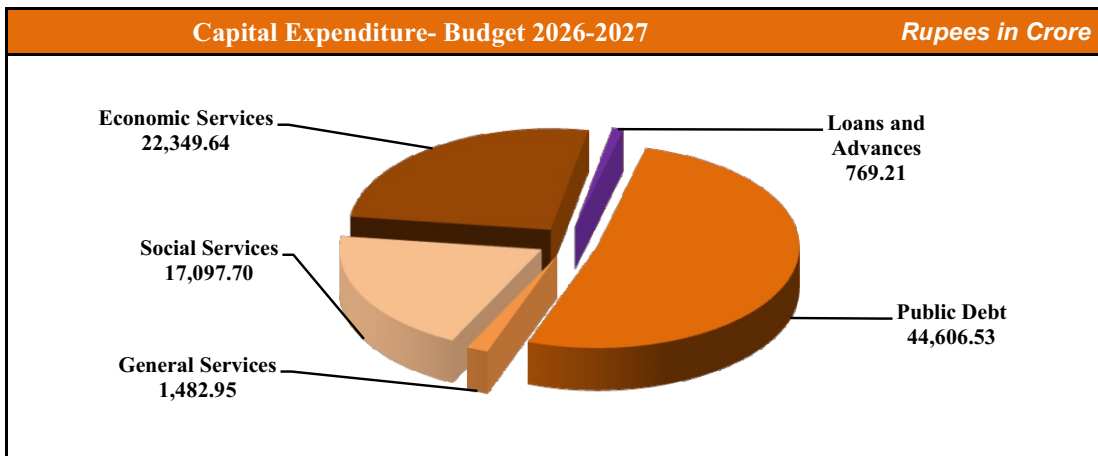
**Statement - V****Details of Capital Expenditure***(Rupees in crores)*

	2024-2025 Actuals	2025-2026 Budget	2025-2026 Revised	2026-2027 Budget
<b>1. General Services</b>	730.69	1,441.15	1,170.72	1,482.95
<b>2. Social Services</b>	9,162.13	19,724.72	7,934.99	17,097.70
<b>3. Economic Services</b>				
Agriculture and Allied Activities and Rural Development & Special Areas Programme	3,588.09	3,799.36	2,330.12	3,494.72
Irrigation & Flood Control	1,690.60	3,692.22	2,983.87	2,957.25
Energy	1,866.00	2,163.38	2,191.26	2,580.15
Industries & Minerals	154.41	1,580.84	474.29	2,971.30
Transport	4,356.86	6,611.57	9,193.11	10,044.22
General Economic Services	72.66	324.51	160.18	302.00
Total: Economic Services	11,728.61	18,171.88	17,332.83	22,349.64
<b>4. Loans and Advances</b>				
Loans for Social Services	455.31	246.63	73.53	195.06
Loans for Agriculture and Allied activities	36.84	4.71	0.24	4.75
Loans for Rural Development & Special Areas Programmes	...	...	...	...
Loans for Irrigation & Flood Control	...	...	...	...
Energy	12.02	2.00	2.16	1.70
Loans for Industry and Minerals	50.59	122.46	81.97	75.60
Loans for Transport	146.66	306.37	262.93	428.03
Loans for General Economic Services	...	61.00	4.00	61.00
Other Loans	1.84	5.72	2.77	3.07
Total: Loans and Advances	703.25	748.90	427.60	769.21
<b>5. Public Debt.</b>				
Market Loan	21,900.00	24,000.00	24,000.00	34,430.52
Loans and Advances from the Central Government	1,954.24	1,619.51	1,722.20	1,771.95
Loans from Other Sources	7,610.41	7,112.57	8,072.90	8,404.06
Total: Public Debt.	31,464.65	32,732.08	33,795.10	44,606.53
<b>6. Transfer to Contingency Fund</b>	...	...	...	...
<b>Total Capital Expenditure</b>	<b>53,789.33</b>	<b>72,818.73</b>	<b>60,661.24</b>	<b>86,306.03</b>

**Exclusive of Ways and Means Advances from Reserve Bank of India****Budget at a Glance**

**Details of Capital Expenditure**

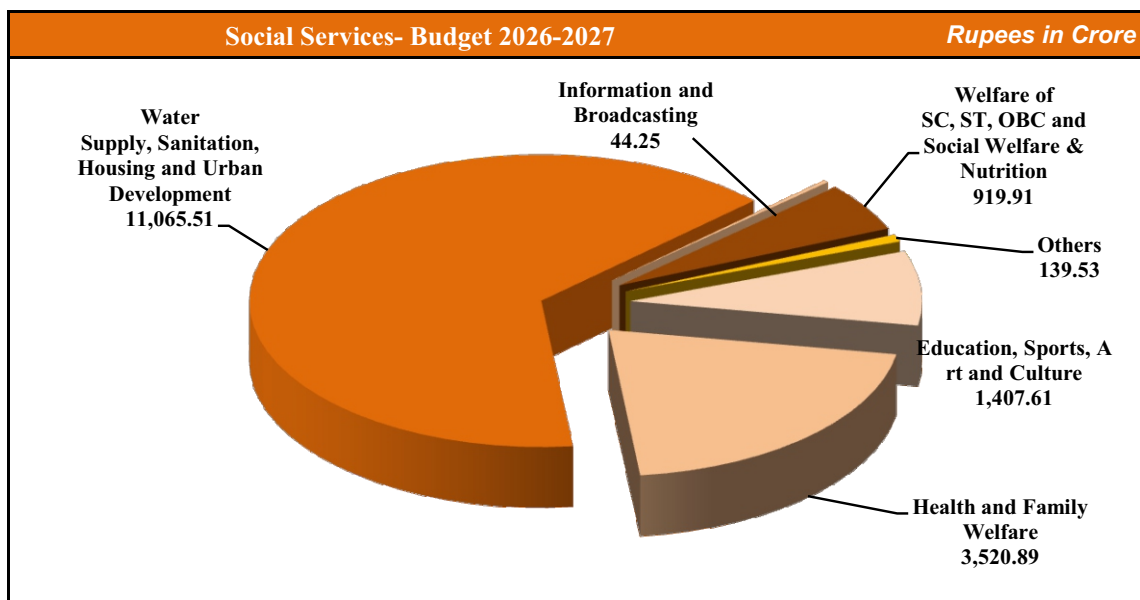
<b>TABLE - 8</b>		<b>Rupees in Crore</b>
<b>Capital Expenditure</b>		<b>Budget 2026-2027</b>
General Services		1,482.95
Social Services		17,097.70
Economic Services		22,349.64
Loans and Advances		769.21
Public Debt		44,606.53
<b>Total</b>		<b>86,306.03</b>



**Statement - V**

**Capital Expenditure for Social Services**

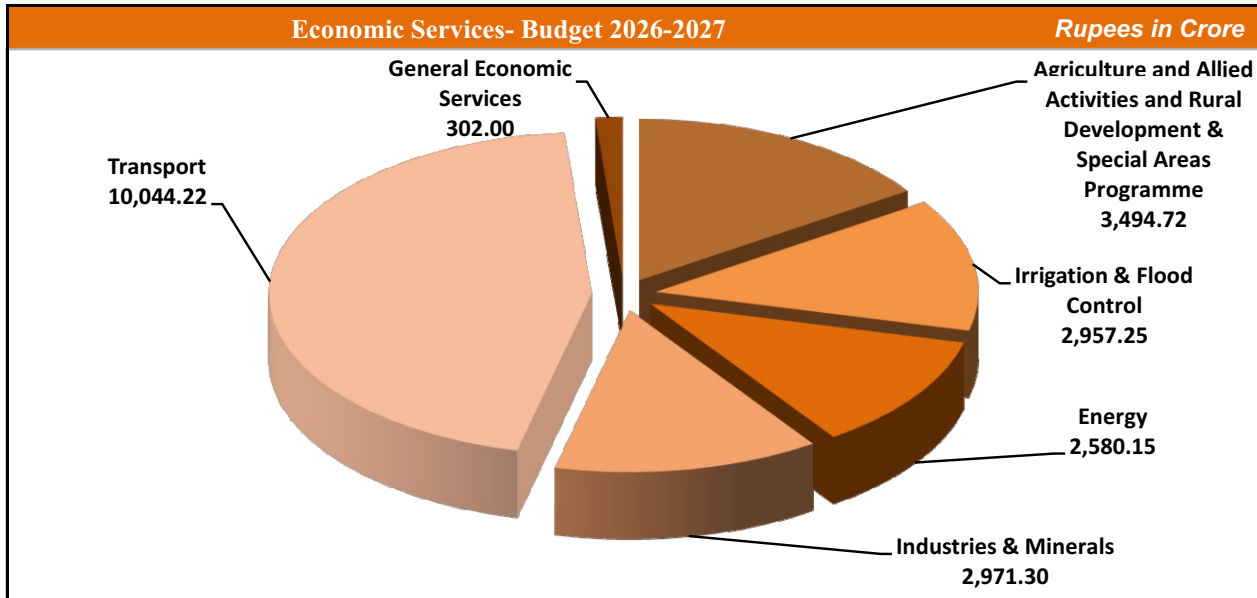
<b>TABLE - 9</b>	<b>Rupees in Crore</b>
<b>Social Services</b>	<b>Budget 2026-2027</b>
Education, Sports, Art and Culture	1,407.61
Health and Family Welfare	3,520.89
Water Supply, Sanitation, Housing and Urban Development	11,065.51
Information and Broadcasting	44.25
Welfare of SC, ST, OBC and Social Welfare & Nutrition	919.91
Others	139.53
<b>Total</b>	<b>17,097.70</b>



**Budget at a Glance**

**Capital Expenditure for Economic Services**

<b>TABLE - 10</b>	<i>Rupees in Crore</i>
<b>Economic Services</b>	<b>Budget 2026-2027</b>
Agriculture and Allied Activities and Rural Development & Special Areas Programme	3,494.72
Irrigation & Flood Control	2,957.25
Energy	2,580.15
Industries & Minerals	2,971.30
Transport	10,044.22
General Economic Services	302.00
<b>Total</b>	<b>22,349.64</b>



**Statement - VI****Outlays for Sectors/Heads of Development***(Rupees in crores)*

	<b>2024-2025 Actuals</b>	<b>2025-2026 Budget</b>	<b>2025-2026 Revised</b>	<b>2026-2027 Budget</b>
<b>Sectors/Heads</b>				
1. Agriculture and Allied Activities	18,443.78	23,283.13	19,823.35	19,900.22
2. Rural Development	10,737.54	14,227.46	10,599.67	24,554.54
3. Special Areas Programme	2,411.30	3,719.55	2,550.51	6,393.80
4. Irrigation and Flood Control	3,171.02	5,804.71	4,630.77	5,209.38
5. Energy	5,412.88	4,077.29	6,752.38	5,572.57
6. Industry and Minerals	664.52	2,693.60	1,095.42	5,303.75
7. Transport	6,557.77	9,287.24	13,460.36	15,887.16
8. Science Technology and Environment	49.56	154.60	118.91	197.47
9. Education, Sports, Art and Culture	40,835.14	50,559.16	36,262.29	54,798.30
10. Health and Family Welfare	19,042.11	21,938.52	20,834.96	25,530.12
11. Water Supply, Sanitation, Housing and Urban Development	22,686.20	48,720.01	38,416.87	40,992.11
12. Welfare of Scheduled Castes, Scheduled Tribes and Other Backward Classes	5,417.65	8,218.21	4,629.51	3,744.17
13. Social Welfare and Nutrition	45,653.03	47,233.87	53,695.90	63,894.03
14. Others (including all Loans) *	1,26,133.85	1,34,276.74	1,33,821.30	1,56,797.67
<b>Total</b>	<b>3,07,216.35</b>	<b>3,74,194.09</b>	<b>3,46,692.20</b>	<b>4,28,775.29</b>
<i>Revenue</i>	<i>2,53,427.00</i>	<i>3,01,375.37</i>	<i>2,86,030.95</i>	<i>3,42,469.26</i>
<i>Capital</i>	<i>21,621.44</i>	<i>39,337.75</i>	<i>26,438.54</i>	<i>40,930.29</i>
<i>Loan</i>	<i>32,167.91</i>	<i>33,480.98</i>	<i>34,222.70</i>	<i>45,375.73</i>

\* Others include General Services, Labour, Information and Broadcasting, Secretariat – Social Service, Communications, General Economic Services, Compensation to Local Bodies and also repayment of Loans and Loans given by the Government to PSUs.

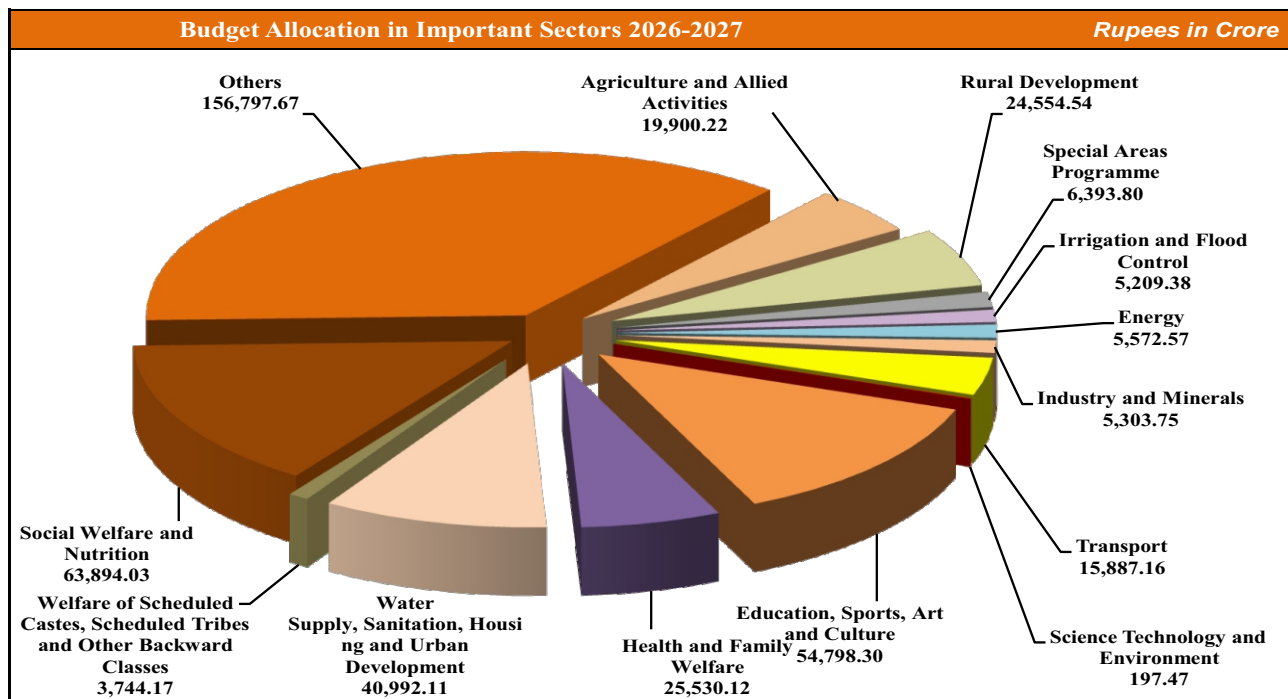
Exclusive of Ways and Means Advances from Reserve Bank of India

**Budget at a Glance**

## Statement - VI

### Budget Allocation in Important Sectors

<b>TABLE - 11</b>		<b>Rupees in Crore</b>
<b>Budget Allocation in Important Sectors</b>		<b>Budget 2026-2027</b>
Agriculture and Allied Activities		19,900.22
Rural Development		24,554.54
Special Areas Programme		6,393.80
Irrigation and Flood Control		5,209.38
Energy		5,572.57
Industry and Minerals		5,303.75
Transport		15,887.16
Science Technology and Environment		197.47
Education, Sports, Art and Culture		54,798.30
Health and Family Welfare		25,530.12
Water Supply, Sanitation, Housing and Urban Development		40,992.11
Welfare of Scheduled Castes, Scheduled Tribes and Other Backward Classes		3,744.17
Social Welfare and Nutrition		63,894.03
Others		156,797.67
<b>Total</b>		<b>4,28,775.29</b>



### Budget at a Glance

## Statement - VII

### Details of Provisions under State Development Schemes (including Central Assistance and Centrally Sponsored Schemes through SNA-SPARSH: Central & State Share) and Central Sector Schemes

(Rupees in crores)

Details of Provisions under Different Plans	2024-2025 Actuals	2025-2026 Budget	2025-2026 Revised	2026-2027 Budget
State Development Schemes	1,07,657.02	1,34,147.52	1,34,728.32	1,30,457.16
State Development Schemes (Central Assistance)	12,941.32	17,399.75	11,795.01	7,121.20
State Development Schemes (Centrally Sponsored Schemes through SNA SPARSH: Central & State Share)	616.67	29,684.35	11,694.14	70,400.64
Central Share	246.30	12,646.84	5,118.28	31,463.16
State Share	370.37	17,037.51	6,575.86	38,937.48
Central Sector Scheme	644.22	335.40	260.64	308.00
<b>Total</b>	<b>1,21,859.23</b>	<b>1,81,567.02</b>	<b>1,58,478.11</b>	<b>2,08,287.00</b>
a. State Development Schemes (including Central Assistance and Centrally Sponsored Schemes through SNA-SPARSH: Central & State Share)	1,21,215.01	1,81,231.62	1,58,217.47	2,07,979.00
b. New Programmes / Additional Outlays	...	...	...	...
c. Outlay to be met by Autonomous Bodies in the Power Sector out of their Net Internal Resources	...	...	...	...
<b>Total (a + b + c)</b>	<b>1,21,215.01</b>	<b>1,81,231.62</b>	<b>1,58,217.47</b>	<b>2,07,979.00</b>

## Budget at a Glance

## Statement - VIII

### Outlays for State Development Schemes / State Development Schemes (Central Assistance) / State Development Schemes (Centrally Sponsored Schemes through SNA-SPARSH: Central & State Share) / Central Sector Scheme by Sectors / Heads of Development

(Rupees in crores)

	2024-2025 Actuals	2025-2026 Budget	2025-2026 Revised	2026-2027 Budget
<b>State Development Schemes</b>				
1. Agriculture and Allied Activities	14,859.25	18,524.81	15,452.35	14,521.39
2. Rural Development	4,093.46	2,939.10	2,240.49	1,804.79
3. Special Areas Programme	1,435.48	2,665.37	1,521.42	5,267.16
4. Irrigation and Flood Control	2,054.32	4,331.61	3,375.80	3,652.58
5. Energy	1,785.41	1,874.48	2,097.31	2,921.05
6. Industry and Minerals	479.40	2,483.24	877.63	5,080.91
7. Transport	4,247.51	6,486.12	10,593.35	11,642.41
8. Science Technology and Environment	48.24	150.73	108.93	185.91
9. Education, Sports, Art and Culture	6,818.63	10,830.59	8,839.67	10,051.46
10. Health and Family Welfare	8,313.03	8,767.67	9,232.15	5,733.64
11. Water Supply, Sanitation, Housing and Urban Development	15,488.82	20,950.14	24,724.64	5,593.32
12. Welfare of Scheduled Castes, Scheduled Tribes and Other Backward Classes	4,031.91	6,445.78	3,306.36	1,728.33
13. Social Welfare and Nutrition	41,057.79	41,504.11	48,328.31	55,024.73
14. Others	2,943.77	6,193.77	4,029.91	7,249.48
<b>* Total: State Development Schemes</b>	<b>1,07,657.02</b>	<b>1,34,147.52</b>	<b>1,34,728.32</b>	<b>1,30,457.16</b>
<b>State Development Schemes (Central Assistance)</b>				
1. Agriculture and Allied Activities	861.44	77.83	4.36	...
2. Rural Development	4,636.31	3,618.00	4,390.23	3,623.00
3. Special Areas Programme	...	35.00	...	...
4. Irrigation and Flood Control	11.72	151.00	0.05	...
5. Energy	404.92	700.00	525.00	...
6. Industry and Minerals	0.11	...	...	...
7. Transport	225.00	...	...	...
8. Science Technology and Environment	...	1.50	0.08	...
9. Education, Sports, Art and Culture	-0.03	3,059.46	213.96	...
10. Health and Family Welfare	2,067.63	3,506.30	1,777.71	330.00
11. Water Supply, Sanitation, Housing and Urban Development	2,097.30	2,881.82	2,619.86	2,829.00
12. Welfare of Scheduled Castes, Scheduled Tribes and Other Backward Classes	174.47	549.71	81.64	50.00
13. Social Welfare and Nutrition	2,005.42	2,711.13	2,178.65	...
14. Others	457.03	108.00	3.47	289.20
<b>Total: State Development Schemes (Central Assistance)</b>	<b>12,941.32</b>	<b>17,399.75</b>	<b>11,795.01</b>	<b>7,121.20</b>

### Budget at a Glance

## Statement - VIII

### Outlays for State Development Schemes / State Development Schemes (Central Assistance) / State Development Schemes (Centrally Sponsored Schemes through SNA-SPARSH: Central & State Share) / Central Sector Scheme by Sectors / Heads of Development

(Rupees in crores)

	2024-2025 Actuals	2025-2026 Budget	2025-2026 Revised	2026-2027 Budget
<b>State Development Schemes (Centrally Sponsored Schemes through SNA-SPARSH: Central &amp; State Share)</b>				
1. Agriculture and Allied Activities	344.08	2,048.69	1,897.02	2,493.90
2. Rural Development	2.79	5,540.30	1,868.47	16,786.25
3. Special Areas Programme	...	...	...	...
4. Irrigation and Flood Control	2.68	78.75	110.94	217.57
5. Energy	...	...	...	...
6. Industry and Minerals	...	...	...	...
7. Transport	...	1,025.00	1,038.17	2,061.47
8. Science Technology and Environment	...	...	8.45	10.00
9. Education, Sports, Art and Culture	5.55	139.11	53.00	6,239.66
10. Health and Family Welfare	10.71	90.33	123.29	8,154.76
11. Water Supply, Sanitation, Housing and Urban Development	250.87	20,686.28	6,063.11	27,568.78
12. Welfare of Scheduled Castes, Scheduled Tribes and Other Backward Classes	...	...	...	670.34
13. Social Welfare and Nutrition	...	2.25	448.53	6,016.74
14. Others	-0.01	73.64	83.16	181.17
<b>Total: State Development Schemes (Centrally Sponsored Schemes through SNA-SPARSH: Central &amp; State Share)</b>	<b>616.67</b>	<b>29,684.35</b>	<b>11,694.14</b>	<b>70,400.64</b>
<b>Central Sector Schemes</b>				
1. Agriculture and Allied Activities	...	...	...	...
2. Rural Development	...	2.00	0.10	2.00
3. Special Areas Programme	...	...	...	...
4. Irrigation and Flood Control	...	...	...	...
5. Energy	...	...	...	...
6. Industry and Minerals	...	...	...	...
7. Transport	643.37	300.00	227.50	300.00
8. Science Technology and Environment	...	...	...	...
9. Education, Sports, Art and Culture	...	...	...	...
10. Health and Family Welfare	...	...	...	...
11. Water Supply, Sanitation, Housing and Urban Development	...	...	...	...
12. Welfare of Scheduled Castes, Scheduled Tribes and Other Backward Classes	...	...	...	...
13. Social Welfare and Nutrition	...	...	...	...
14. Others	0.85	33.40	33.04	6.00
<b>Total: Central Sector Schemes</b>	<b>644.22</b>	<b>335.40</b>	<b>260.64</b>	<b>308.00</b>

\*Exclusive of Outlay to be met by Autonomous Bodies in the Power Sector out of their Net Internal Resources

### Budget at a Glance

**Statement - IX****Resources Transferred to State by the Union Government***(Rupees in crores)*

	2024-2025 Actuals	2025-2026 Budget	2025-2026 Revised	2026-2027 Budget
<b>A. State's Share of Union Taxes and Duties</b>	96,812.42	1,06,998.64	1,07,265.82	1,10,119.27
<b>B. Grants and Loans from Government of India</b>				
i. Centrally Sponsored Schemes				
Grants	6,563.81	28,609.39	13,821.37	62,793.39
Loans	...	...	...	...
Total:-	6,563.81	28,609.39	13,821.37	62,793.39
ii. Finance Commission Grants				
Grants	7,299.16	8,164.78	7,930.01	8,243.30
Loans	...	...	...	...
Total:-	7,299.16	8,164.78	7,930.01	8,243.30
iii. Other Transfer/Grants to States (including Central Sector Schemes)				
Grants	1,342.20	383.40	317.47	356.50
Loans	12,490.35	10,860.00	11,360.00	12,040.00
Total:-	13,832.56	11,243.40	11,677.47	12,396.50
<b>Total - Grants and Loans</b>	<b>27,695.52</b>	<b>48,017.57</b>	<b>33,428.85</b>	<b>83,433.19</b>
Grants	15,205.17	37,157.57	22,068.85	71,393.19
Loans	12,490.35	10,860.00	11,360.00	12,040.00

**Budget at a Glance**

## Statement - X

### STATEMENT SHOWING DEPARTMENT WISE GROSS AND NET BUDGET ESTIMATE (BE) FOR 2026-2027

(Rupees in thousand)

Sl. No	Demand / Serial	Name of the Department	Gross Estimate			Deduct - Recoveries	Net Estimate
			* Voted	Charged	Total		
1.	04	Agricultural Marketing	365,00,36	...	365,00,36	-1,16	364,99,20
2.	05	Agriculture	8565,95,20	...	8565,95,20	-10,90	8565,84,30
3.	06	Animal Resources Development	1404,42,74	...	1404,42,74	-1,01	1404,41,73
4.	07	Backward Classes Welfare	2544,48,91	...	2544,48,91	-75	2544,48,16
5.	61	Chief Minister's Office	15,92,03	...	15,92,03	-3	15,92,00
6.	10	Consumer Affairs	148,40,93	...	148,40,93	-14	148,40,79
7.	08	Cooperation	500,16,51	86,45,51	586,62,02	-39	586,61,63
8.	33	Correctional Administration	580,55,83	...	580,55,83	-41	580,55,42
9.	03	Council of Ministers [Home (C & E)]	89,58,29	...	89,58,29	-9	89,58,20
10.	73	Disaster Management and Civil Defence	5241,75,30	600,00,00	5841,75,30	-2805,80,50	3035,94,80
11.	16	Environment	102,84,90	...	102,84,90	-5	102,84,85
12.	18	Finance #	32291,26,90	97242,78,58	129534,05,48	-3187,07,03	126346,98,45
13.	19	Fire & Emergency Services	546,49,98	...	546,49,98	-11,08	546,38,90
14.	20	Fisheries	545,43,40	4,95,00	550,38,40	-47	550,37,93
15.	21	Food & Supplies	10435,56,23	3,00,00	10438,56,23	-2385,53,22	8053,03,01
16.	22	Food Processing Industries and Horticulture	230,69,02	...	230,69,02	-6	230,68,96
17.	23	Forests	1283,80,58	...	1283,80,58	-85,63,38	1198,17,20
18.	02	Governor's Secretariat	...	40,38,77	40,38,77	-8	40,38,69
19.	24	Health & Family Welfare	24753,74,27	...	24753,74,27	-1,81	24753,72,46
20.	70	Higher Education	7168,61,18	...	7168,61,18	-77	7168,60,41
21.	68	Home and Hill Affairs	17922,70,21	2,91,61	17925,61,82	-19,51	17925,42,31
22.	28	Housing	303,82,98	...	303,82,98	-31	303,82,67
23.	75	Industry Commerce and Enterprises	3266,59,48	...	3266,59,48	-41	3266,59,07
24.	30	Information & Cultural Affairs	815,08,93	...	815,08,93	-97	815,07,96
25.	31	Information Technology & Electronics	506,17,54	...	506,17,54	-1	506,17,53
26.	32	Irrigation & Waterways	3698,97,76	15,15	3699,12,91	-2,08	3699,10,83
27.	34	Judicial	1559,79,84	405,10,14	1964,89,98	-88	1964,89,10
28.	35	Labour	3146,69,11	...	3146,69,11	-60	3146,68,51
29.	69	Land & Land Reforms and Refugee Relief & Rehabilitation	1587,64,76	...	1587,64,76	-2,61	1587,62,15
30.	37	Law	24,86,59	...	24,86,59	-2	24,86,57
31.	01	Legislative Assembly Secretariat	123,68,69	73,19	124,41,88	-8	124,41,80
32.	14	Mass Education Extension & Library Services	351,70,24	...	351,70,24	-48	351,69,76
33.	11	Micro, Small & Medium Enterprises and Textiles	1819,95,07	6,00,00	1825,95,07	-11,34,82	1814,60,25
34.	38	Minority Affairs & Madrasah Education	2165,44,94	...	2165,44,94	-3,20	2165,41,74
35.	78	Non-Conventional and Renewable Energy Sources	305,87,34	...	305,87,34	-2	305,87,32

### Budget at a Glance

## Statement - X

### STATEMENT SHOWING DEPARTMENT WISE GROSS AND NET BUDGET ESTIMATE (BE) FOR 2026-2027

(Rupees in thousand)

Sl. No	Demand / Serial	Name of the Department	Gross Estimate			Deduct - Recoveries	Net Estimate
			* Voted	Charged	Total		
36.	62	North Bengal Development	1821,52,51	...	1821,52,51	-2	1821,52,49
37.	40	Panchayats & Rural Development	51825,58,38	11,00,00	51836,58,38	-2,94	51836,55,44
38.	41	Parliamentary Affairs	23,88,91	...	23,88,91	-3	23,88,88
39.	58	Paschimanchal Unnayan Affairs	1610,85,26	...	1610,85,26	-11	1610,85,15
40.	42	Personnel & Administrative Reforms	378,44,29	43,28	378,87,57	-16	378,87,41
41.	71	Planning & Statistics	632,41,33	...	632,41,33	-10	632,41,23
42.	43	Power	5341,49,05	3,67,00	5345,16,05	-4	5345,16,01
43.	77	Programme Monitoring	3,56,39	...	3,56,39	...	3,56,39
44.	79	Public Enterprises and Industrial Reconstruction	58,60,13	5,00	58,65,13	-1	58,65,12
45.	45	Public Health Engineering	12935,33,19	...	12935,33,19	-14	12935,33,05
46.	25	Public Works	7696,33,74	12,82,18	7709,15,92	-469,02,78	7240,13,14
47.	15	School Education	46654,09,87	...	46654,09,87	-1705,89,14	44948,20,73
48.	76	Science & Technology and Bio-Technology	133,62,54	...	133,62,54	-5	133,62,49
49.	59	Self-Help Group & Self-Employment	322,79,81	...	322,79,81	-6	322,79,75
50.	50	Sunderban Affairs	1280,06,63	...	1280,06,63	-5	1280,06,58
51.	51	Technical Education, Training & Skill Development	2393,20,78	...	2393,20,78	-49	2393,20,29
52.	52	Tourism	527,84,56	...	527,84,56	-23	527,84,33
53.	53	Transport	3004,72,20	...	3004,72,20	-307,30,34	2697,41,86
54.	65	Tribal Development	1295,14,24	...	1295,14,24	-15	1295,14,09
55.	72	Urban Development and Municipal Affairs	14669,80,99	57,00	14670,37,99	-60,60,88	14609,77,11
56.	55	Water Resources Investigation & Development	1550,99,15	...	1550,99,15	-62	1550,98,53
57.	74	Women & Child Development and Social Welfare	52308,50,92	...	52308,50,92	-89	52308,50,03
58.	49	Youth Services and Sports	490,54,44	...	490,54,44	-25	490,54,19
<b>Total :</b>			<b>341373,15,35</b>	<b>98421,02,41</b>	<b>439794,17,76</b>	<b>-11018,88,81</b>	<b>428775,28,95</b>
<b>Ways &amp; Means Advances :</b>			<b>...</b>	<b>10000,00,00</b>	<b>10000,00,00</b>	<b>...</b>	<b>10000,00,00</b>
<b>Grand Total :</b>			<b>341373,15,35</b>	<b>108421,02,41</b>	<b>449794,17,76</b>	<b>-11018,88,81</b>	<b>438775,28,95</b>
<b>Revenue :</b>			<b>299176,84,28</b>	<b>53809,55,10</b>	<b>352986,39,38</b>	<b>-10517,13,14</b>	<b>342469,26,24</b>
<b>Capital :</b>			<b>41427,10,70</b>	<b>4,94,20</b>	<b>41432,04,90</b>	<b>-501,75,67</b>	<b>40930,29,23</b>
<b>Loan :</b>			<b>769,20,37</b>	<b>54606,53,11</b>	<b>55375,73,48</b>	<b>...</b>	<b>55375,73,48</b>

# excluding Ways & Means Advances

\* to be voted by the legislature

## Budget at a Glance

## Statement - XI

### Department Wise Budget Estimate 2026-27 (NET)

(Rupees in crores)

Sl. No	Demand / Serial	Name of the Department	Administrative Expenditure	State Development Schemes #	Central Sector Schemes	Total Budget
1.	04	Agricultural Marketing	26.99	338.00	...	364.99
2.	05	Agriculture	768.84	7,797.00	...	8,565.84
3.	06	Animal Resources Development	732.42	672.00	...	1,404.42
4.	07	Backward Classes Welfare	129.48	2,415.00	...	2,544.48
5.	61	Chief Minister's Office	15.92	...	...	15.92
6.	10	Consumer Affairs	108.41	40.00	...	148.41
7.	08	Cooperation	325.62	261.00	...	586.62
8.	33	Correctional Administration	430.55	150.00	...	580.55
9.	03	Council of Ministers [Home (C & E)]	89.58	...	...	89.58
10.	73	Disaster Management and Civil Defence	2,885.95	150.00	...	3,035.95
11.	16	Environment	17.85	85.00	...	102.85
12.	18	Finance *	1,25,921.98	425.00	...	1,26,346.98
13.	19	Fire & Emergency Services	421.39	125.00	...	546.39
14.	20	Fisheries	133.38	417.00	...	550.38
15.	21	Food & Supplies	434.03	7,619.00	...	8,053.03
16.	22	Food Processing Industries and Horticulture	42.69	188.00	...	230.69
17.	23	Forests	680.17	518.00	...	1,198.17
18.	02	Governor's Secretariat	40.39	...	...	40.39
19.	24	Health & Family Welfare	10,961.72	13,792.00	...	24,753.72
20.	70	Higher Education	5,590.60	1,578.00	...	7,168.60
21.	68	Home and Hill Affairs	16,640.42	1,279.00	6.00	17,925.42
22.	28	Housing	98.83	205.00	...	303.83
23.	75	Industry Commerce and Enterprises	91.59	3,175.00	...	3,266.59
24.	30	Information & Cultural Affairs	233.08	582.00	...	815.08
25.	31	Information Technology & Electronics	6.18	500.00	...	506.18
26.	32	Irrigation & Waterways	699.11	3,000.00	...	3,699.11
27.	34	Judicial	1,732.89	232.00	...	1,964.89
28.	35	Labour	565.69	2,581.00	...	3,146.69
29.	69	Land & Land Reforms and Refugee Relief & Rehabilitation	1,337.62	250.00	...	1,587.62
30.	37	Law	23.37	1.50	...	24.87
31.	01	Legislative Assembly Secretariat	98.92	25.50	...	124.42
32.	14	Mass Education Extension & Library Services	210.70	141.00	...	351.70
33.	11	Micro, Small & Medium Enterprises and Textiles	177.60	1,637.00	...	1,814.60
34.	38	Minority Affairs & Madrasah Education	1,167.42	998.00	...	2,165.42
35.	78	Non-Conventional and Renewable Energy Sources	6.87	299.00	...	305.87

# State Development Schemes (including Central Assistance and Centrally Sponsored Schemes through SNA-SPARSH: Central & State Share)

### Budget at a Glance

## Statement - XI

### Department Wise Budget Estimate 2026-27 (NET)

(Rupees in crores)

Sl. No	Demand / Serial	Name of the Department	Administrative Expenditure	State Development Schemes #	Central Sector Schemes	Total Budget
36.	62	North Bengal Development	21.52	1,800.00	...	1,821.52
37.	40	Panchayats & Rural Development	2,378.55	49,456.00	2.00	51,836.55
38.	41	Parliamentary Affairs	5.39	18.50	...	23.89
39.	58	Paschimanchal Unnayan Affairs	10.85	1,600.00	...	1,610.85
40.	42	Personnel & Administrative Reforms	98.87	280.00	...	378.87
41.	71	Planning & Statistics	96.41	536.00	...	632.41
42.	43	Power	2,721.16	2,624.00	...	5,345.16
43.	77	Programme Monitoring	0.06	3.50	...	3.56
44.	79	Public Enterprises and Industrial Reconstruction	28.65	30.00	...	58.65
45.	45	Public Health Engineering	1,735.33	11,200.00	...	12,935.33
46.	25	Public Works	1,542.13	5,398.00	300.00	7,240.13
47.	15	School Education	32,297.21	12,651.00	...	44,948.21
48.	76	Science & Technology and Bio-Technology	12.62	121.00	...	133.62
49.	59	Self-Help Group & Self-Employment	22.80	300.00	...	322.80
50.	50	Sunderban Affairs	30.07	1,250.00	...	1,280.07
51.	51	Technical Education, Training & Skill Development	473.20	1,920.00	...	2,393.20
52.	52	Tourism	23.84	504.00	...	527.84
53.	53	Transport	1,468.42	1,229.00	...	2,697.42
54.	65	Tribal Development	45.14	1,250.00	...	1,295.14
55.	72	Urban Development and Municipal Affairs	3,324.77	11,285.00	...	14,609.77
56.	55	Water Resources Investigation & Development	660.99	890.00	...	1,550.99
57.	74	Women & Child Development and Social Welfare	551.50	51,757.00	...	52,308.50
58.	49	Youth Services and Sports	90.54	400.00	...	490.54
<b>Total :</b>			<b>2,20,488.29</b>	<b>2,07,979.00</b>	<b>308.00</b>	<b>4,28,775.29</b>
<b>Ways &amp; Means Advances :</b>			<b>10,000.00</b>	<b>...</b>	<b>...</b>	<b>10,000.00</b>
<b>Grand Total :</b>			<b>2,30,488.29</b>	<b>2,07,979.00</b>	<b>308.00</b>	<b>4,38,775.29</b>

\* Excluding Ways & Means Advances and including :

i) Debt Servicing Charges	96,924.48	...	...	96,924.48
ii) Pension Payments	26,852.16	...	...	26,852.16

# State Development Schemes (including Central Assistance and Centrally Sponsored Schemes through SNA-SPARSH: Central & State Share)

### Budget at a Glance

## Statement - XII

### Key Indicators

#### Key Indicators

(Rupees in crores)

	2024-2025 Actuals	2025-2026 Budget	2025-2026 Revised	2026-2027 Budget
<b>A. Revenue Surplus (+) / Deficit (-)</b>	(-) 39,72,974.4	(-) 35,31,49.5	(-) 41,16,40.5	(-) 21,98,41.1
<b>B. Fiscal Deficit</b>	61,92,42.5	73,17,79.6	67,77,39.8	62,42,13.7
<b>C. Budget Surplus(+) / Deficit(-) [including Opening Balance]</b>	(-) 28.13	(-) 0.12	(-) 58.71	(-) 60.71
<b>D. Outstanding Debt. [including PF, Reserve Fund &amp; Deposits]</b>	6,98,996.60	7,71,670.40	7,62,326.61	8,15,891.35
<b>E. Loan Repayment</b>				
<b>Principal</b>				
i. Repayment to Central Govt. (including Small Savings)	8,289.51	6,980.29	8,062.19	8,111.95
ii. Repayment of Other Institutional Loans (including Market Loan)	23,175.15	25,751.79	25,732.90	36,494.58
<b>Total : Principal</b>	31,464.66	32,732.08	33,795.09	44,606.53
<b>Interest</b>				
i. Payment to Central Govt.	3,879.62	3,224.88	3,142.60	2,647.56
ii. Payment to Other Institutions, for P.F. and Other Deposits	41,526.04	45,553.54	46,211.29	50,386.41
<b>Total : Interest</b>	45,405.66	48,778.42	49,353.89	53,033.97
<b>Total : E. Loan Repayment</b>	<b>76,870.32</b>	<b>81,510.50</b>	<b>83,148.98</b>	<b>97,640.50</b>
<b>F. Total Salaries (including Salary Grant and Wages)</b>	67,936.78	73,329.64	73,046.72	82,303.92
<b>G. Pension and Other Retirement Benefits</b>	25,859.20	25,905.16	26,064.27	26,852.16
<b>H. Subsidy</b>	19,443.85	12,765.05	14,973.27	13,968.69

\* Difference of 0.01 in the Statements, if any, is due to rounding off.

### Budget at a Glance